

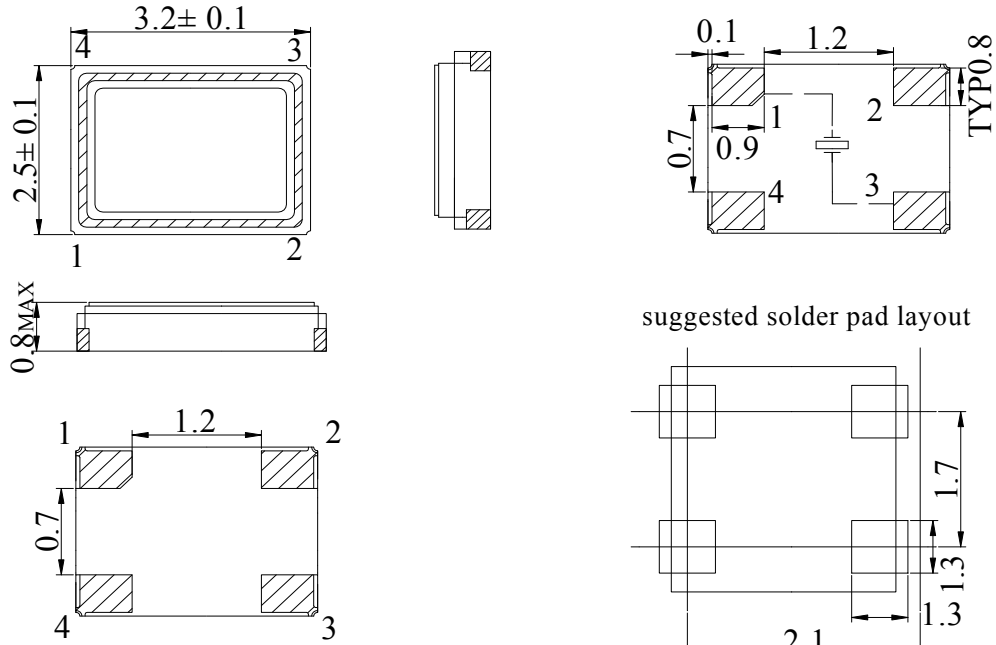
SMD3225**25.000MHz/TOL: ±10ppm/CL:12PF****SPECIFICATION REQUIREMENTS FOR CRYSTAL****Electrical Characteristic:**

1. Model No.	SMD3225 (4pin)
2. Nominal Frequency(FN)	25.000MHz
3. Oscillation Mode	<input checked="" type="checkbox"/> Fundamental <input type="checkbox"/> 3RD overtone <input type="checkbox"/> 5th overtone
4. Frequency Tolerance (ΔF)	±10ppm (ref. at 25°C)
5. Operation Temperature	-20°C to +70°C
6. Storage Temperature	-40°C to +85°C
7. Frequency stability(Tol)	±20ppm
8. Load Capacitance(CL)	12PF
9. Series Resistance(ESR)	≤40 Ω
10. Drive Level	100uW
11. Shunt Capacitance (Co)	3.0PF
12. Aging Rate Per Year	±3ppm/year
13. Insulation Resistance	500MΩ min. at DC 100V±10V
14. Test Circuit.	Measured by S&A 250B

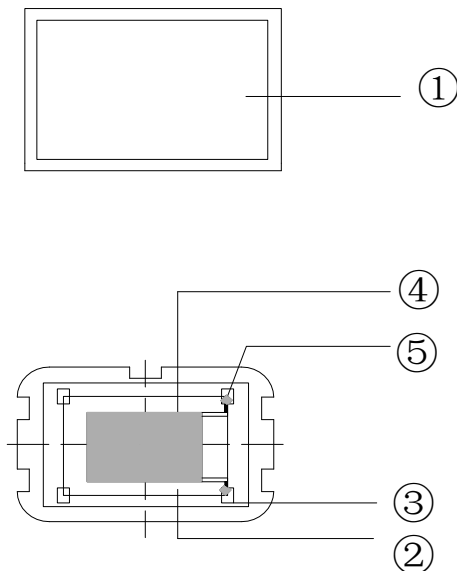
Product structure and dimensions

• Mechanical Dimensions

UNIT: mm

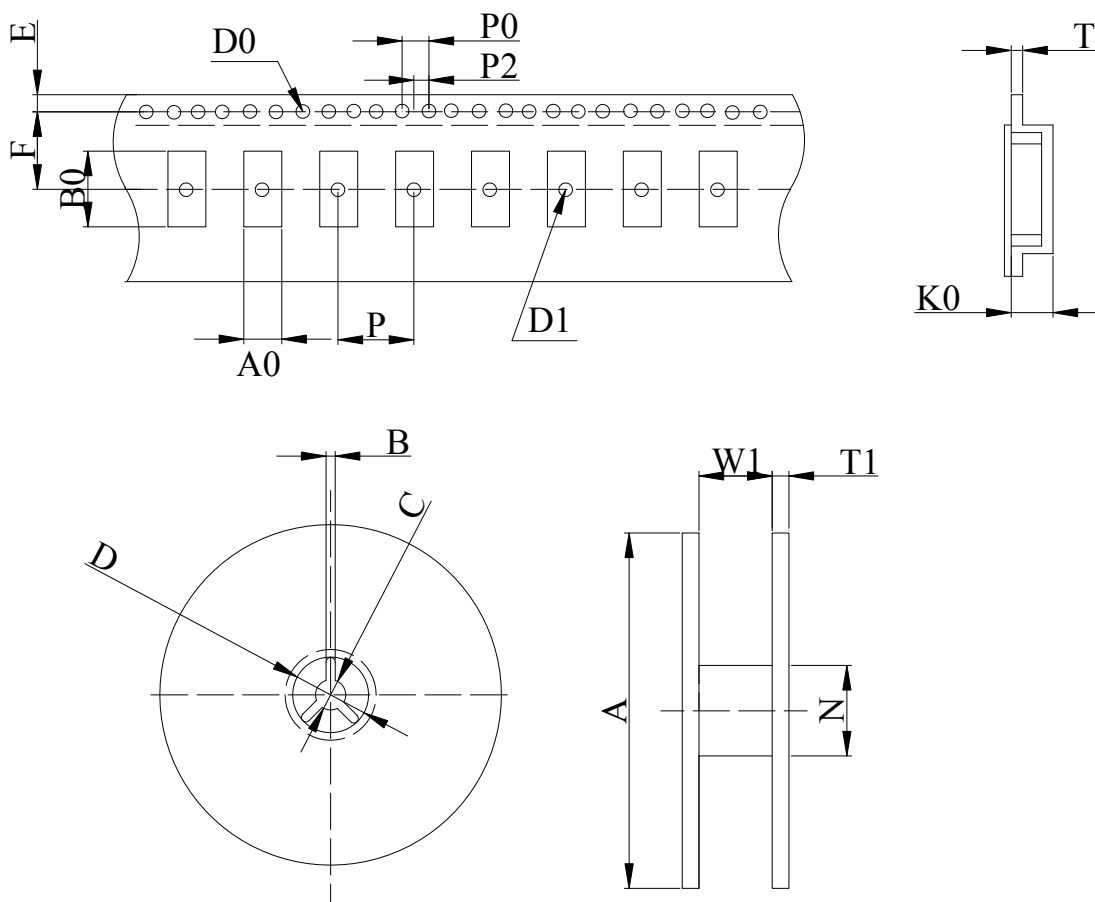


Note) #2,#4 is connected with a cover
(Please connect with a GND or a power supply)



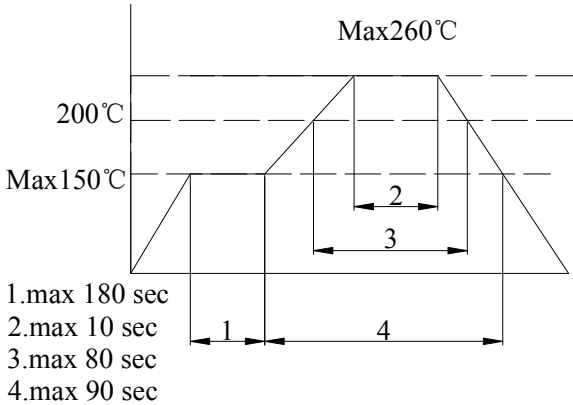
NO.	NAME	名称
①	CAN	外壳
②	BASE	基座
③	LEAD	焊点
④	BLANK	晶片
⑤	RESIN	导电胶

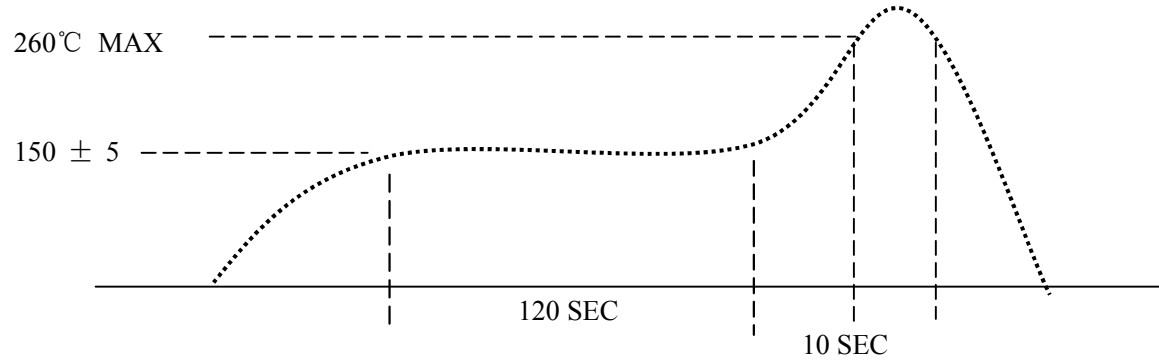
Packaging requirements



	NC-49SMD	8045	7050	6035	5032	4025	3225
W							12.00±0.05
E							1.75±0.10
F							5.5±0.10
T							0.30±0.05
P							8.00±0.10
P0							4.00±0.10
P2							2.00±0.10
D0							Φ1.50±0.10
D1							Φ1.50MIN
A0							2.85±0.10
K0							0.85±0.10
B0							3.55±0.10
A							Φ178±2.00
B							2.00±0.50
C							Φ13.2±0.20
D							Φ20±0.50
N							Φ60.5±1.00
W1							12.5±0.20
T1							1.80±0.20

RELIABILITY SPECIFICATION

NUM	RELIABILITY	RELIABILITY CONDITIONS	SPECIFICATION
1	ELECTRODE TERMINAL PULL	1KG FORCE IN AXES OF ELECTRODE TERMINATION 10 ± 1 sec	1.GLASS HERMETICITY & VISUAL.
2	ELECTRODE WIRE-LEAD BEND	2.5mm FROM ELECTRODE TERMINAL,BEND 90° , '0.45KG MASS APPLIED 3TIMES.	2. LEAD CRACKED or BROKEN NOT ALLOWED'
3	SOLDERABILITY	SOLDER: $235 \pm 5^\circ\text{C}$,DIPPING: 5 ± 0.5 sec.	AT LEAST 95% COATING.
4	RESISTANCE TO	SOLDER: $260+5^\circ\text{C}$,DIPPING: 10 ± 1 sec. 	1.AT LEAST 95% COATING. 2. $\Delta F/F \leq \pm 5$ ppm $\Delta F/Rr \leq \pm 10\%$ or $2\ \Omega$ BETTER,20%
5	VIBRATION TEST	10g,10 ~ 55 ~ 10hz 1MINUTE,X、Y、Z PLANE EACH 2hrs.	$\Delta F/F \leq \pm 5$ ppm $F/Rr \leq \pm 10\%$ or $2\ \Omega$ BETTER,20%
6	DROP TEST	75CM HIGH,3 TIMES ON HARD BOARD	$F/F \leq \pm 5$ ppm $\Delta F/Rr \leq \pm 10\%$ or $2\ \Omega$ BETTER,20%
7	AGING TEST	85°C Dynamic 1000hrs	$F/F \leq \pm 5$ ppm $\Delta F/Rr \leq \pm 10\%$ or $2\ \Omega$ BETTER,20%
8	CCELERATED AGING	$125^\circ\text{C} \pm 3^\circ\text{C}$,TIME:168 hrs. Dynamic	$F/F \leq \pm 5$ ppm $\Delta F/Rr \leq \pm 10\%$ or $2\ \Omega$ BETTER,20%
9	SALT SPRAY	5%NaCL $35^\circ\text{C} \pm 2^\circ\text{C}$ CHAMBER,48hrs.PH :6.5~7.2	1.NO CORROSION ON LEAD&CAN $F \leq \pm 5$ ppm $\Delta F/Rr \leq \pm 10\%$ or $2\ \Omega$ BETTER,20%

10	HIGH-LOW TEM. STORAGE(STATIC)	HIGH TEM:125°C ± 2°C,1000hrs LOW TEM:-40°C ± 3°C,1000hrs	F/F ≤ ± 5ppm Δ F/Rr ≤ ± 10% or 2 Ω BETTER,20%
11	HIGH TEM. & HUM. STORAGE TEST	TEM:40°C ± 2°C HUM:83%-88%,96hrs	F/F ≤ ± 5ppm Δ F/Rr ≤ ± 10% or 2 Ω BETTER,20%
12	TEM. & HUM. CYCLING TEST	TEM:-10°C ± 2°C ~ 65°C ± 2°C 24hrs 1 cycle' HUM:93 ± 3% 5 cycles	F/F ≤ ± 5ppm Δ F/Rr ≤ ± 10% or 2 Ω BETTER,20%
13	HIGH-LOW TEM. OPERATING TEST	HIGH TEM:85°C ± 2°C,2hrs LOW TEM:-30°C ± 2°C,2hrs	F/F ≤ ± 5ppm Δ F/Rr ≤ ± 10% or 2 Ω BETTER,20%
14	FREQUENCY/Rr V.S OPERATING TEM..	TEM:-10°C ~ +60°C、-20°C ~ +70°C、0°C ~ 70°C 'MEASURE POINT: EVERY 10°C DEVIATION.	AS SPECIFICATION
15	<p data-bbox="225 1149 507 1182">HIGH LOW SHOCK</p> <div data-bbox="225 1088 1414 1590"> <p data-bbox="1107 1088 1414 1200">1. 150°C 60--120Sec Max 2. 200°C 20--30Sec Max 3. 260°C 10Sec Max</p>  <p data-bbox="225 1256 389 1290">260°C MAX</p> <p data-bbox="225 1364 344 1397">150 ± 5</p> <p data-bbox="740 1525 845 1559">120 SEC</p> <p data-bbox="1027 1559 1117 1592">10 SEC</p> </div> <p data-bbox="225 1644 502 1677">SPECIFICATION</p> <p data-bbox="499 1704 746 1744">ΔF/F ≤ ± 5ppm</p> <p data-bbox="488 1785 1075 1825">ΔF/Rr ≤ ± 10% or 2 Ω BETTER,20%</p>		